



California and Europe



473,800

Since 2012: +98,800 (+26.3%)



European companies account for **57%** of foreign affiliate jobs

Employment within California, 2020

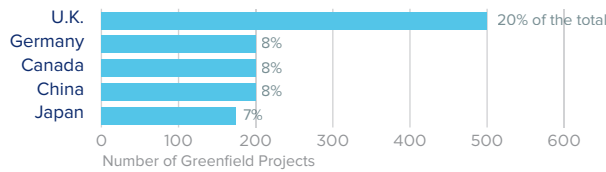
Country	Employment
United Kingdom	127,600
Japan	110,300
Germany	89,600
France	76,000
Canada	75,900

On a country basis, U.K. companies operating in California represented 15% of total foreign affiliate employment in California, with U.K. multinationals supporting approximately 36,400 more jobs in 2020 than in 2012.

Jobs directly supported by European investment. Total European-related jobs are likely to be higher, because these figures do not include jobs created by trade flows, indirect employment effects through distributors or suppliers, or via non-equity arrangements such as strategic alliances, joint ventures, or other deals.



Sources of Greenfield Foreign Direct Investment (FDI)



2,502
Greenfield Projects
(July 2011 - June 2021)

Number of projects does not directly translate to value of projects or jobs added. Greenfield FDI is investment in new assets. Greenfield projects listed on the right hand side are Greenfield projects in the state from all countries.



California Goods Exports to Europe, 2021

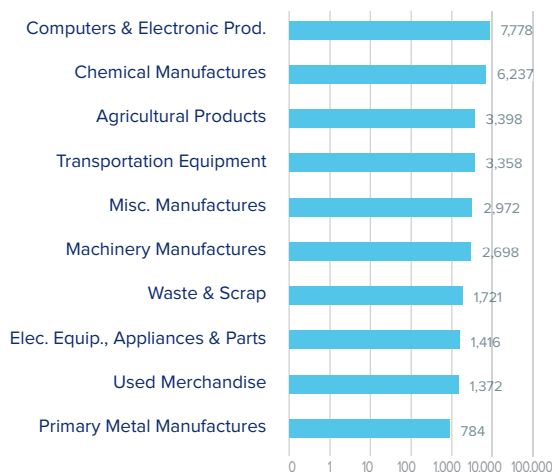
\$35.1 bn

22% of California's exports to Europe in 2021 consisted of high-tech goods (computers & electronic products).

Top European Export Markets, 2021

Country	Exports (\$ millions)
Germany	7,598
Netherlands	6,104
United Kingdom	4,346
Belgium	3,709
France	2,196

Top Ten Exports to Europe, 2021 (\$ millions)



California Goods Imports from Europe, 2021

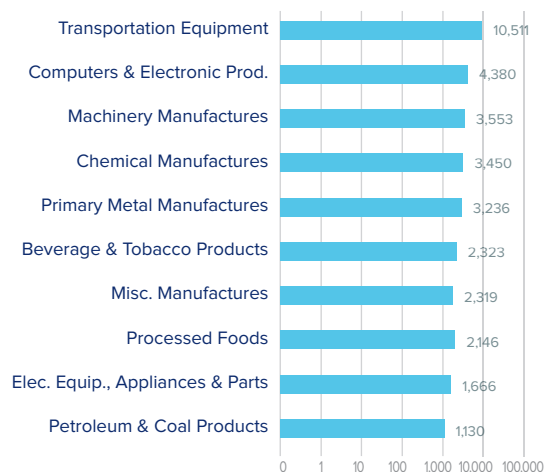
\$45.7 bn

Transportation equipment was the top product import, representing 23% of the state's total imports from Europe.

Top European Import Markets, 2021

Country	Imports (\$ millions)
Germany	11,893
Italy	4,729
France	4,063
United Kingdom	3,909
Switzerland	3,646

Top Ten Imports from Europe, 2021 (\$ millions)



Sources: Bureau of Economic Analysis; U.S. Census Bureau; U.S. Department of Commerce; SelectUSA.