

# Belgium and the United States

## United States in Belgium

118,271



Jobs

## Belgium in the United States

76,092

Jobs directly supported by majority-owned affiliates. Estimates for 2021. Total U.S.-related jobs are likely to be higher, because these figures do not include jobs created by trade flows, indirect employment effects through distributors or suppliers, or via non-equity arrangements such as strategic alliances, joint ventures, or other deals.

\$61.9 bn



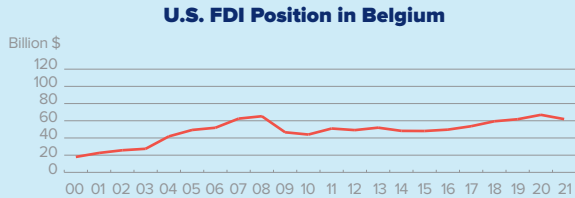
Investment

## Foreign Direct Investment (FDI), 2021

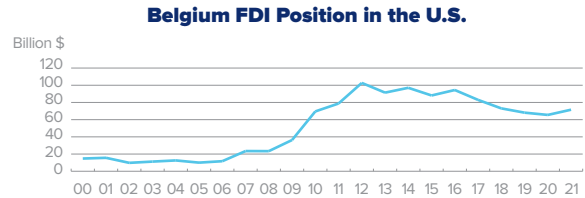
U.S. direct investments in Belgium are heavily concentrated in the manufacturing sector, which makes up 47% of U.S. FDI in Belgium. Meanwhile, the manufacturing sector accounts for 86% of Belgium's FDI stock in the U.S. Foreign affiliate employment by U.S. companies in Belgium was almost double Belgian companies' employment in the U.S. Value added by U.S. affiliates in Belgium was an estimated \$29 billion in 2021, more than double of value added of Belgian affiliates in the U.S.

\$71.6 bn

## Foreign Direct Investment (FDI), 2021



U.S. FDI Position in Belgium



Belgium FDI Position in the U.S.

FDI position based on a historic-cost basis, 2000-2020.

\$33.7 bn



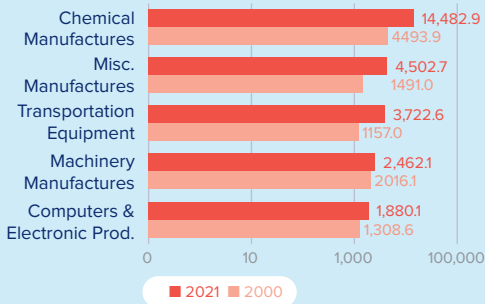
Trade in Goods

## U.S. Goods Exports to Belgium, 2021

6.2% The U.S. supplied 6.2% of Belgium's total imports...

16.7% ...but the U.S. share increases to 16.7% when intra-EU trade is excluded from the total.

### Top Five U.S. Goods Exports to Belgium (\$ millions)



### Top State Exporters of Goods to Belgium (\$ millions)



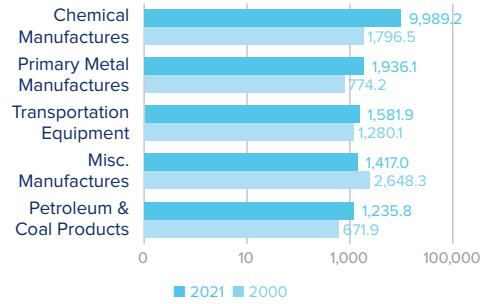
\$21.0 bn

## U.S. Goods Imports from Belgium, 2021

5.9% The U.S. received 5.9% of the total goods Belgium exported to the world...

17.9% ...but the U.S. share increases to 17.9% when intra-EU trade is excluded from the total.

### Top Five U.S. Goods Imports from Belgium (\$ millions)



### Top State Importers of Goods from Belgium (\$ millions)



\$3.8 bn



Trade in Services

## U.S. Services Exports to Belgium, 2021

\$4.7 bn

## U.S. Services Imports from Belgium, 2021

Sources: Bureau of Economic Analysis; U.S. Commerce Department; International Monetary Fund; Office of Trade and Economic Analysis.