



## **Investment Policy Department**

Lviv Regional State  
Administration

# **Investment Passport of Lviv Region**

An information document about the advantages Lviv region  
offers investors. Welcome to cooperation!



## **Lviv region – a modern region the economy of which is dynamically developing**

The region is characterized by a favourable geographical location that is one of its key competitive advantages both for internal and foreign investors. Nine border crossing points on the EU border are located in Lviv region. The region is rich in natural and recreational resources, the best HR and academic capacity is available here. Our universities are among top ten universities of Ukraine, and annually they train highly-qualified specialists of different specialties. The region is advanced in terms of information technologies, has got a powerful educational base. Over the period of independence the economy of the region has transformed considerably: the agro-industrial complex, engineering, electronic, chemical, and food industries, trade, and the field of services have developed. Over the past years Lviv region has been actively working at investment attraction and industrial sector development. The region has got a substantial level of economy diversification, which fact definitely has a positive effect on different types of economic activity. The attitude to investors and business is very much special in Lviv region: investor and exporter support services function here, a small and medium-size business support program is funded. A great number of relevant investment proposals are also represented in our investment Marketplace, and that will contribute to opening up of new opportunities for economic development and attractive investment climate development. The investment passport will be of interest and use for international and Ukrainian private investors, representatives of foreign companies and residents of the region. We invite you to cooperation in the implementation of joint investment initiatives!





## The passport's content

- 3** The region's summary
- 5** Investment opportunities
- 7** Transport and infrastructure
- 15** Construction
- 17** Education and science
- 19** Human capacity
- 21** Tourism
- 23** Taxes
- 25** Industry
- 27** Agro-industrial complex
- 29** Small and medium-sized entrepreneurship
- 31** IT
- 33** Mineral and raw material base
- 35** Industrial parks
- 37** Foreign direct investment
- 39** Capital investment
- 41** Activity of companies
- 43** Foreign economic relations

## THE REGION'S SUMMARY



**2,512** mln people

Total population of the region



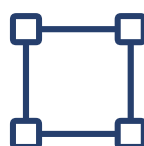
**3,6** %

Of the overall territory of Ukraine



**2<sup>nd</sup>** place

By population density among all regions of Ukraine



**21 831** km<sup>2</sup>

The overall area of the region



**9** functioning border crossing points

Automotive, railway and aviation



**1 mln 150** thou. people

Highly-qualified economically active people



**73** territorial communities

In general in the region



**484\$**

An average monthly salary of a legally employed person

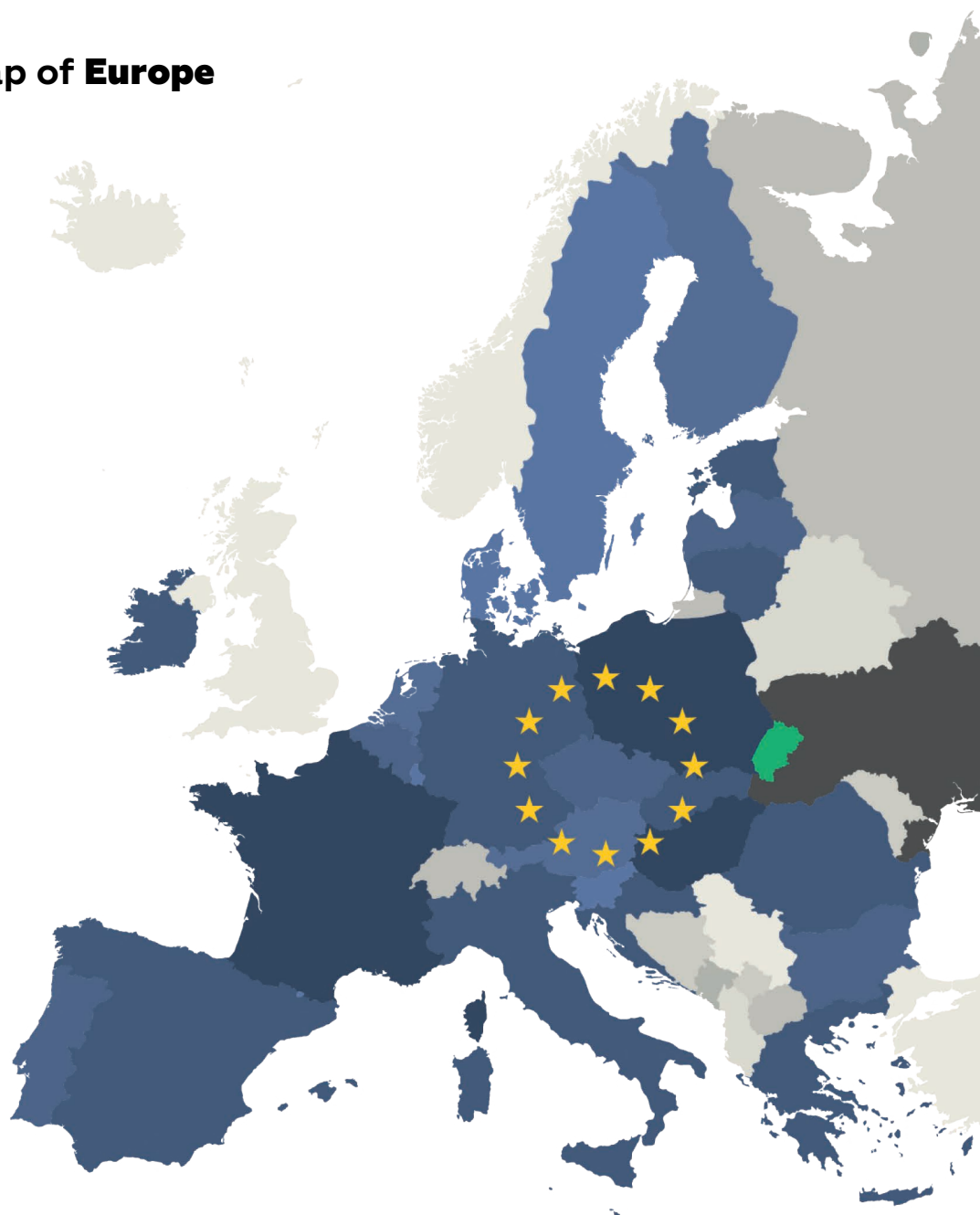


### Lviv region consists of 7 raions:

Chervonohrad	233 thou. people
Yavoriv	206,9 thou. people
Lviv	1124,5 thou. people
Zolochiv	163,3 thou. people
Sambir	227,7 thou. people
Drohobych	239 thou. people
Stryi	327,7 thou. people



## Lviv region on the map of Europe



## 9 industrial parks with the overall area of 242 ha

- Lviv «Riasne-2»
- Yavoriv
- Kamyanka-Buzka
- «Novyi Rozdil»
- «SIHMA Park Yarychiv»
- «Zahid Resurs»
- «Business Prime»
- «Sparrow Park»
- «Mostyska Suchy Port»

# INVESTMENT OPPORTUNITIES

Lviv region is, probably, the region of Ukraine that is the most attractive for investment, it keeps increasing its investment capacity and has got a number of advantages that attract investors. Important steps aimed at improvement of the region's investment environment and increasing the volume of foreign direct investment coming to the economy are taken by the authorities and the private sector in partnership.

## Business development

Lviv region is a dynamic European region improving its business climate in order to compete globally, creating new opportunities for business, and it is also among the most attractive regions of Ukraine. The social and economic indicators of Lviv region testify to the positive development of most sectors of the economy. Constant growth in the volume of international trade allows to cooperate with the most developed countries of the world. **Over 140 countries of the world are the trade partners of Lviv region. Cooperation is the most active with:**



## Exporter service

Today Lviv Regional State Administration has determined the field of foreign economic relations to be one of the priorities in its activity, in particular, as far as expansion of export opportunities of the region's companies is concerned. With this in view, the Exporter Service has been established, with its direction of work being support of and assistance provision to business in Lviv region in showing itself in the international markets. The Exporter Service started its operation in 2018. Over the period of its work the Exporter Service has outlined and performed actions in the following directions:

- Exporter promotion – it has issued the catalogue «Export Capacity of Lviv Region»
- Organization of trade missions and participation in exhibitions abroad
- Settlement of various technical issues and barriers
- Training course "Exporter School for Beginners"
- Education for exporters

## Investor service

The Investor Service has been established in the regional market for the sake of successful involvement and functioning of investment projects in Lviv region – this is a consultative and advisory body affiliated with the regional state administration, that aims to settle current problem issues of available and prospective investors in the process of their economic activity as well as to establish cooperation between executive authorities and local self-government bodies in the provision of adequate conditions of activity for business entities.

Lviv Regional State Administration guarantees full support of projects and ensures promotion in their implementation – starting with search of a place for production location up to object commissioning.

To help investors, we conclude internal Memorandums of Cooperation with other authorities and private entities that are part of the process of investment attraction to Lviv region. That accelerates and facilitates the permission issuance procedure.

## Important steps aimed at investment climate improvement:



**Adoption of legislation on agricultural land market opening**



**Improvement of the tax system transparency**



**1st area where available loans at 0%**



**Transparent privatization and signing the first concession agreements**



**Implementation of reforms aimed at foreign investment protection**



**Improvement of the ease of doing business and support of cooperation between investors and the state**



# TRANSPORT AND INFRASTRUCTURE

## Highways

**8396,9 km**

The length of public roads



**97,9%**

Available roads with solid surfacing



**623,3 km**

The length of international roads



**1890,9 km**

The length of state roads

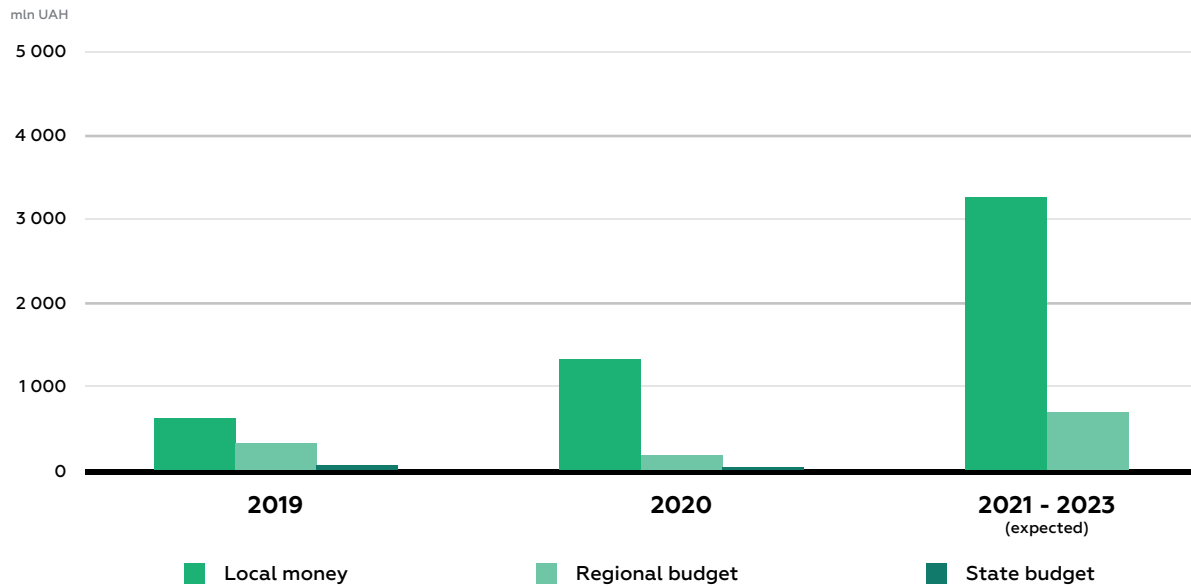
Lviv region is the leader among the regions of Ukraine in the field of road repairing.

**24,3 mln tons of freight**  
**123,7 mln passengers**

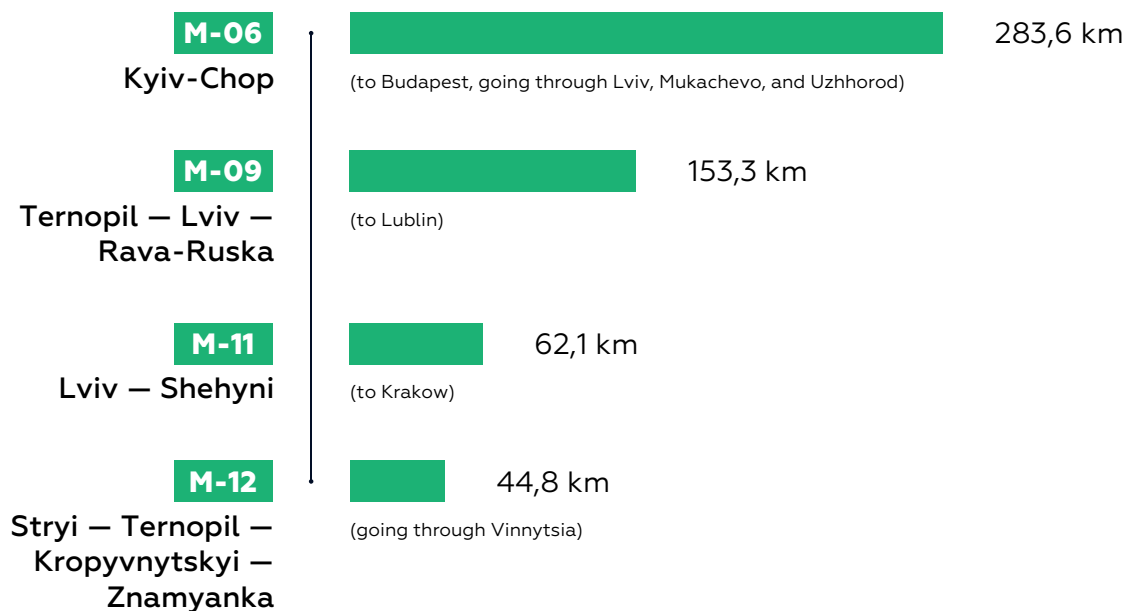
Annually transported by motor transport

In 2020 **4.6 bln UAH** from local, regional and state budgets were spent on the repairs and maintenance of local and municipal roads.

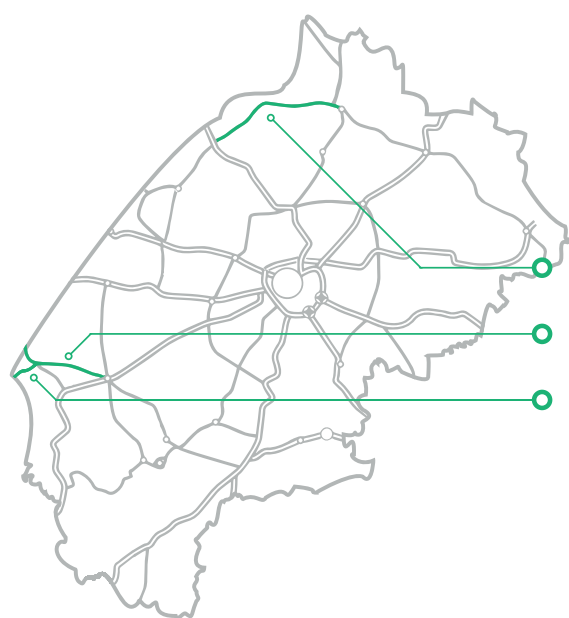
## Road repair finance 2019 – 2023



## 5 state public highways going through Lviv region:



Capital repairs on other frontier routes have been launched within the implementation of the program “Development of the Frontier Road Infrastructure Close to the Ukrainian-Polish Border”, in particular:



**T-14-01** Border crossing point «Smilnytsia – Staryi Sambir»

**T-14-18** Nyzhankovychi – Sambir – Drohobych – Stryi

**T-14-04** Chervonohrad – Rava-Ruska



- Construction of an additional highway lane on the frontier road is going on, and it will enable to considerably reduce the load on the frontier roads towards the international border crossing point «Hrushiv – Budomierz».
- Currently, in the territory of Lviv region there is one pedestrian border crossing point «Shehyni – Medyka», and on average from 2 thousand to 2.5 thousand people pass it for entry and exit per 24 hours. Also, it is intended to build a pedestrian border crossing point in «Rava-Ruska» by 2023.



## Railroad



**623.3 km**

The operational length  
of public railway

Lviv region has got two international railway transport corridors:

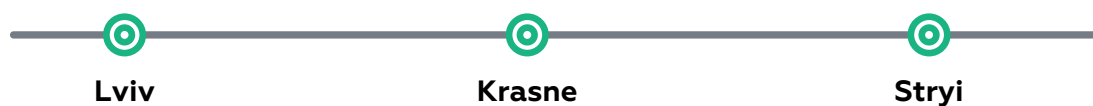
### Corridor No. 3



### Corridor No. 5




**The main**  
railway connections



**91**  
Public  
stations



**8**  
Stations for commercial  
operations



## Airport

- State Enterprise «Danylo Halytsky International Airport «Lviv» is the largest airdrome in Western Ukraine by passenger flow and destination network.
- The destination network of the airport consists of over 60 directions.
- Lviv region has direct air connections with more than 20 countries of the world

The acceptance rate of the airport: \*



**1900** pass/hour

The acceptance rate of the airport



**18 963**

The number of departures-arrivals



**877 700**

Passenger capacity

It is possible to have 20 departures of D-type planes per hour.

It is intended to launch 12 new directions in 2021.

## Companies making flights via Lviv airport\*



\*information as of 2020



## Pipeline transport

The system of oil, gas pipelines of transit nature, going through the territory of the region, underground gas storage facilities (Bilche-Volytsia-Uhersko, Uhersko XIV-XV, Dashava, Oporiv), that are among the most first-rate in Europe, create a powerful potential of the region's participation in the international market of transportation services, primarily, in transit delivery of oil and gas.

## Border crossing points across the state border

There are 8 border crossing points at the border on the Republic of Poland in the territory of Lviv region, the length of the Ukrainian-Polish border is 535 km.

All border crossing points have got the status of international.

6

International motor car border crossing points:

«Rava-Ruska-Hrebenne», «Krakovets-Korczowa»,  
«Shehyni-Medyka», «Smilnytsia-Kroscienko»,  
«Hrushiv-Budomierz», «Uhryniv-Dolhobyczow»

2


Railway border crossing points

«Rava-Ruska-Hrebenne»,  
«Mostyska-Przemysl»

1

Aviation border crossing point

«Lviv Danylo Halytskyi International Airport»



**Border crossing points:****POLAND**

# CONSTRUCTION

Construction products index in  
Lviv region in 2020 – **122,7%**.

**516,6** mln USD

The volume of all  
construction output produced

**3,1%**

Of gross added value is  
accounted for by construction

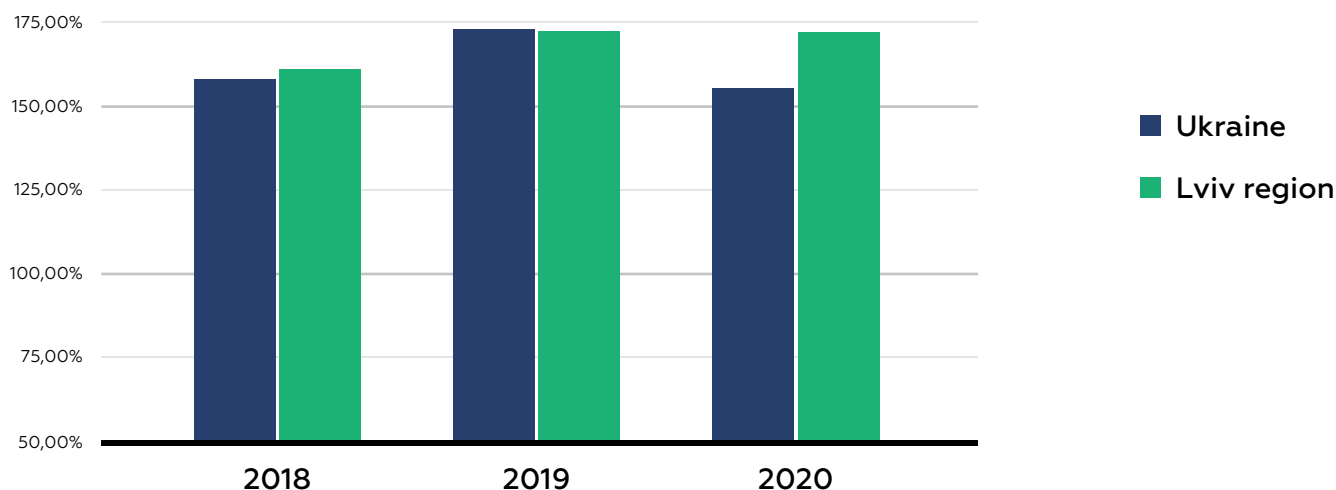
**5,2%**

Of output sold in the  
region is accounted for  
by construction

**14,2**  
bln UAH

of construction  
products in 2020

Construction output indices in %  
to the previous year as compared with Ukraine

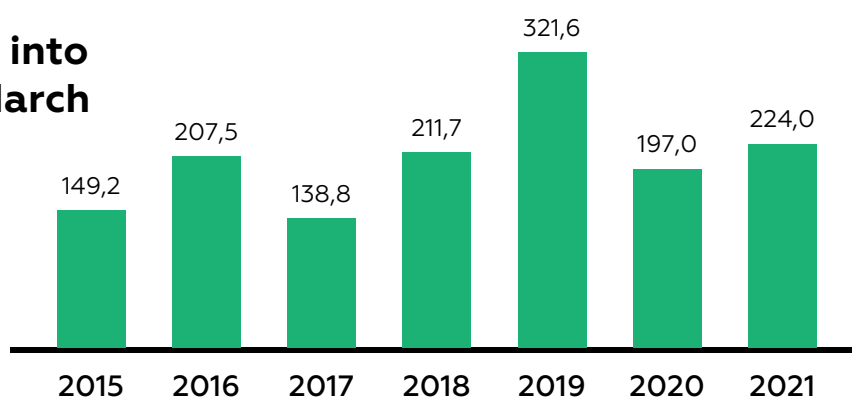


• In January – March 2021 224.0 thousand m<sup>2</sup> of the overall area of new housing were accepted into operation in Lviv region, which is 13.7% more than over the respective period of the previous year.



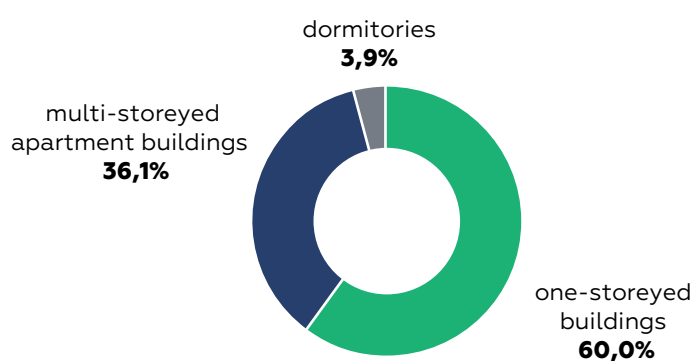
The share of the region in the general state acceptance of housing into operation over January – March 2021 made 9.7%. As far as the volume of the housing accepted for operation is concerned, Lviv region ranks the 2nd among other regions.

### Acceptance of new housing into operation over January – March thou. m<sup>2</sup> of the overall area

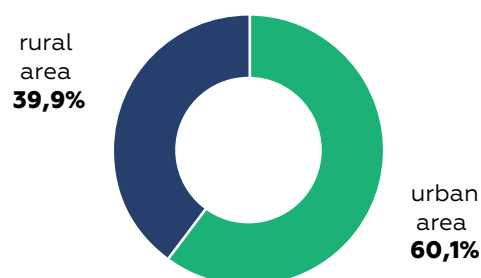


### Distribution of the overall area of new housing over January – March 2021

#### By types of buildings




#### By type of settlements



## EDUCATION AND SCIENCE

In general there are 42 higher educational institutions in the territory of Lviv region, of which 22 are colleges, technical schools, while 20 – universities, academia, institutes, 1 scientific park «**SID-City**».



**Each 8<sup>th</sup> student**  
of Ukraine has opted for Lviv region

Over **2019/2020** some **115.7** thousand people studied in the higher educational institutions of Lviv region.

**30.4 thousand people** became graduates of higher educational institutions of Lviv region.



## Vocational education

As of 2021, there are **77** vocational institutions in the territory of Lviv region.

The number of students of vocational institutions as of 2019 was **20,700** people.

According to the ranking of Ukrainian higher educational institutions in the research base Scopus, three higher educational institutions of Lviv are among **TOP-10** higher educational institutions of Ukraine



**3<sup>rd</sup>** place

Ivan Franko National  
University of Lviv



**7<sup>th</sup>** place

National University  
«Lvivska Politehnika»



**9<sup>th</sup>** place

Danylo Halytsky  
Lviv University

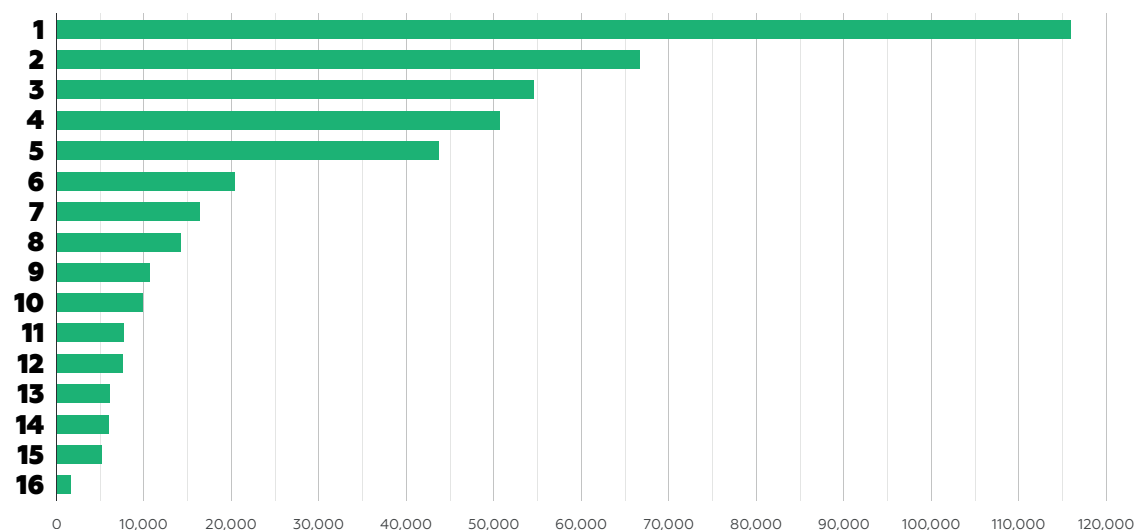
## Scientific park «SID-City»

A strategic investment advantage of Lviv region is availability of a research park in Lviv that unites the educational, research, and business capacity of the region. SID CITY is one of the largest research parks of the country, its authorized capital stock is 3.12 mln UAH. It was founded by Lvivska Politehnika and a number of private companies, in particular, "SoftServe" corporation, Double Liability Company "Hal-Kat", LLC "Asset Management Company "Royal Standard", as well as NGO "Tech StartUp School". The main idea of the SID CITY's activity is development of innovations and creation of the scientific environment. Priority directions are new and renewable energies, engineering and instrument making, resource-saving technologies, microelectronic, telecommunications, improvement of chemical technologies, etc.



# HUMAN CAPITAL

The average registered number of full-time employees in Lviv region by types of economic activity in January 2021:



1 **Industry**  
116 011 people

9 **Professional, research, and technical activity**  
10 708 people

2 **Education**  
68 726 people

10 **Agriculture, forestry and fishing economy**  
9 972 people

3 **Health care and social assistance provision**  
54 675 people

11 **Financial and insurance activity**  
7 833 people

4 **Wholesale and retail trade; motor car and motorcycle maintenance**  
50 869 people

12 **Temporary accommodation and meals arrangement**  
7 622 people

5 **Transport, warehousing economy, postal and courier activity**  
43 751 people

13 **Operations with real estate**  
6 215 people

6 **Public administration and defence; obligatory social insurance**  
20 490 people

14 **Art, sports, entertainment and leisure**  
6 042 people

7 **Construction**  
16 478 people

15 **Information and telecommunications**  
5 317 people

8 **Activity in the field of administrative and accessorial services**  
14 356 people

16 **Provision of other types of services**  
1 685 people

\* The data is provided by legal entities and separate units of legal entities with the number of employed staff of 10 and more people



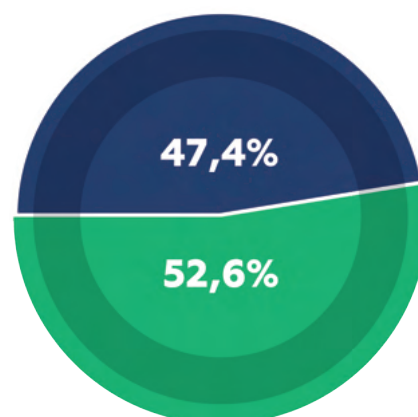
Average monthly salary  
per one employee  
**484\$**

as compared to  
**1400\$**  
in the Republic of Poland

## The gender and age structure of Lviv region

As of January 1, 2020 the population of Lviv region consists of:

- Men: **1 181 600** (47,4%)
- Women: **1 312 114** (52,6%)
- Total: **2 493 714** (people)



## Economically active population (2020)

**1 mln 150 thousand 300 people**



## Calculations under the ILO methodology



The population employment rate in 2020 made 56,0%, while the unemployment rate was (according to ILO) 7.6%.

According to the data of the Unified State Register of Enterprises and Organizations of Ukraine (YeDRPOU), as of January 1, 2021 74.5 thousand legal entities were registered in Lviv region.

# TOURISM

Lviv region is rich in beautiful nature which has always been a matter of special pride of Ukraine. The territory of Lviv region has a high recreational capacity and many tourist sites, in particular, a considerable part of historical, architectural and cultural monuments of Ukraine represented by the buildings from the Principality epoch up till the XXth century is located in the region.

Of great popularity among tourists are fortifications – Tustan, Olesko, Zolochiv, Pidhirtsi, Svirzh castles, centres of religious tourism Krekhiv and Univ monasteries, historical towns of Zhovka, Belz, Bibrka, Zolochiv, Zhydachiv, Sambir, Drohobych, and Lviv.

**8 wonders of Lviv region include: Play, Truskavets, Pikuy, Tustan, Stilsko (white Croats), Olesko, the villages of Rozhirche and Pidkamin.**



## Lviv region is the largest deposit of ozokerite and muds in Ukraine

The region holds one of the leading places in the country in terms of availability of healing mineral waters of 7 types, on the basis of which world-famous resorts Truskavets, Skhidnytsia, Morshyn, Nemyriv, Velykyi Liubin, Shklo are developing.

Of great value are mountainous territories of the region suitable for mountain ski sports and leisure – the urban village of Slavske, the village of Tysovets, the village of Plavye, the village of Volosianka, the village of Rozluch, the town of Turka.

Interesting routes go through the peaks Pikuy, Parashka, Makivka, Yamelnytsia, Trukhaniv.

Many opportunities for water types of leisure are provided by waterfalls, rivers, lakes. The most famous among them are the rivers of Dniester, Stryi, Western Buh, Svicha as well as waterfalls Kamyanka, Hurkalo, Laznyi.

**The most valuable objects of the nature preservation fund are the following:**




**National Nature Park  
«Skolivski Beskydy»**



**Yavoriv National  
Nature Park**



**National Nature Park  
«Northern Podillia»**



**State Natural Reserve  
«Roztochchia»**

Included to the World Network of Biosphere Reserves under the UNESCO decision

There are 400 territories and objects of the nature reserve fund in the region, in particular, the state nature reserve “Roztochchia”, 37 wildlife sanctuaries, botanic garden of Ivan Franko National University of Lviv, 306 monuments of nature, 55 parks – monuments of park and garden art, 61 reserve territories.

In the territory of Lviv region 8,453 monuments of cultural heritage are under state registration (816 out of them – monuments of national importance): 3,755 monuments of architecture, 3,833 monuments of history, 306 monuments of monumental art, 500 monuments of archeology, 59 monuments of park and garden art.

# TAXES

Creation of a favourable investment climate in Ukraine and in Lviv region remains one of the key priorities, and a number of complex reforms are being implemented in order to raise investment attractiveness of the state.

The Law of Ukraine On State Support of Investment Projects with Considerable Investment has recently been introduced at the state level. The Law presupposes state support provision to Ukrainian and foreign investors with the overall amount of investment from 20 mln Euros upwards. In 2016 the Investment Promotion Office was established.

## Taxes and tax incentives

**18%**

Corporate  
tax

**22%**

Unified  
social tax

**18%**

Personal  
income tax

**20%**

Value-added  
tax (VAT)





## Taxation of sole proprietors

### Simplified taxation system

- Single social tax — **22%**
- Single tax
  - Group 1 - **10%** of the subsistence level for employable persons
  - Group 2 - **20%** of the minimum salary
  - Group 3 - **5%** (3% + VAT) of income

### General taxation system

- Single social tax — **22%**
- Military duty (MD) — **1,5%**
- Personal income tax — **18%**

## Tax incentives

- Machinery and equipment imported to Ukraine for investment project implementation shall be exempt from taxation (until January 1, 2035)
- Operations of import of machinery (equipment), components for them, brought for the implementation of an investment project with considerable investment shall be exempt from value-added tax (VAT) (until January 1, 2035)
- Exemption from profit tax payment shall be envisaged after an object is commissioned within an investment project for five years within the period of validity of a special investment agreement.



# INDUSTRY



## The 1<sup>st</sup> place

has been taken by Lviv region among the regions of Ukraine by industrial output index

The volume of industrial output sold in Lviv region in 2020 is **4,053 bln USD** (in 2019 it was **3,835 bln USD**).

In 2020, as compared to 2019, there occurred a **5.4%** growth in industrial production.

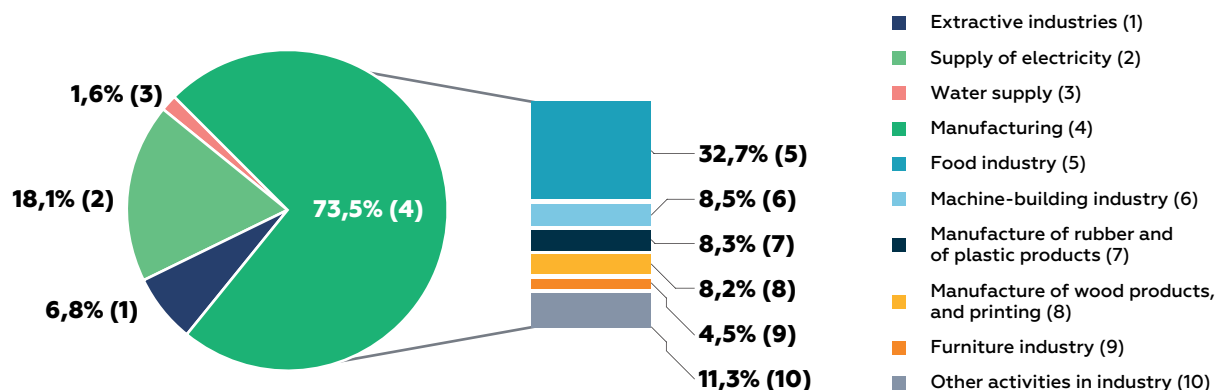
In the economy of Lviv region industry plays the leading role, with the share of about **20%** of the region's GDP.

**The number of industrial companies - 2,942.**

**Industrial output index in 2020 in general made 105.4%:**

• Mining and processing industry	<b>106,1%</b>
• Mining and stone quarry mining	<b>105,7%</b>
• Processing industry	<b>106,4%</b>
• Electricity, gas, steam, and conditioned air supply	<b>101,0%</b>

## The structure of industrial output volume in 2020 in % in total



## Three raions have been outlined in Lviv economic area:

### Subcarpathian

**Drohobych** — engineering, wood processing, light industry

**Stryi** — engineering, food and wood processing industry, gas transportation industry, huge transportation hub of the region

**Boryslav** — oil and gas extraction, light and chemical industry

**Novyi Rozdil and Yavoriv** — sulphur production

### Northern

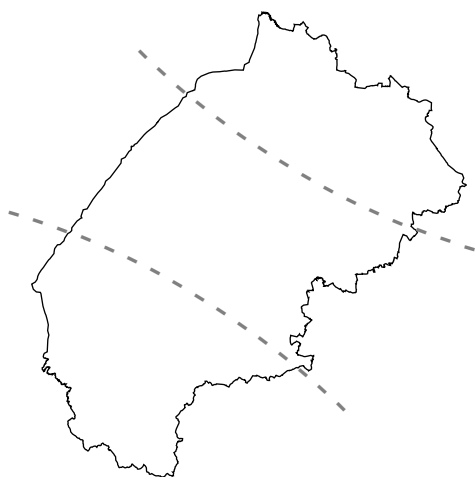
**Chervonohrad** — coal production, light industry

**Sokal** — chemical industry

**Dobrotvir** — electricity

### Lviv

Engineering, food, light industry



The largest share in the structure of the region's industrial production belongs to food, fuel industries, engineering and metal processing, electric power industry.

## Large foreign companies in the territory of Lviv region:

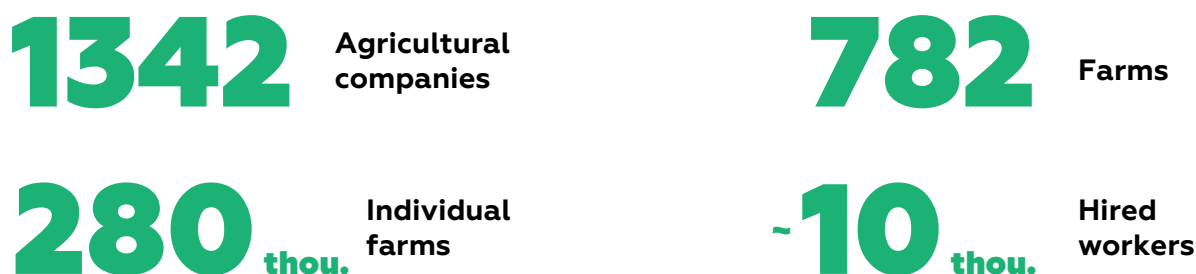


## AGRO-INDUSTRIAL COMPLEX

Development of high-tech branches of the agro-industrial complex, creation of new and reconstruction of available food and processing industry capacities constitutes one of the priority directions in the field of investment attraction. The territories of the Western region of Ukraine are pointed out as the regions with a special potential for the agricultural sector development, in particular, favourable natural and climate conditions, fertile lands, sufficient labour resources.

**The land capacity of Lviv region for agricultural production is 1,261.5 thousand ha, or 57.7% of the overall area of the region's territory.**

**The following are involved in agriculture:**



**Over 2020 the volume of output produced in food industry made 1 bln 253 mln USD.**

Almost 0.69 mln USD, allocated from the regional budget for the support of agriculture, is the largest figure out of all regional budgets of Ukraine, and also 0.12 mln USD have been allocated for the comprehensive agricultural development support program in Lviv region in 2021.

**The growth in 2020 by 4.4% as compared to the previous year has put Lviv region on the 3rd place as far as the growth rate is concerned and on the 6th place as far as the volume of production is concerned, as compared to other regions of Ukraine.**

The production and human capacity of the region's agricultural complex in 2020 produced the agricultural products (in fixed prices of 2016) for 24 bln UAH (+18.8 % for five years), 21.2 % of gross added value in the region's economy was created (five years ago it used to be 19.4%).



**In the structure of land use Lviv region takes 2.9% of the agricultural lands of Ukraine, and produces 3.8% of the gross agricultural output of the state.**

Natural and climate conditions are favourable for growing most agricultural crops. Priority directions of the agricultural sector specialization for the region in plant growing is growing of cereals and oil crops, sugar beet, potato, vegetables, fruits, in livestock breeding – production of pork and poultry, as well as food industry and processing of agricultural output.

Together with increased gross production the need for the development of capacities for its storage, processing, re-sales preparation is growing. For already available volume of agricultural output production the region requires additional capacities for storage of grain for 500 thousand tons, vegetables – for 75 thousand tons, potato – 120 thousand tons. Development of infrastructural capacities in the potato, vegetable, fruit growing industries will enable to considerably increase economic efficiency of their production and increase their volumes due to reduced natural losses and preservation of the product quality.

To finance the comprehensive agricultural development support program in Lviv region in 2021 almost 19 million UAH have been allocated in the regional budget, which is the higher figure out of all regional budgets of Ukraine allocated for the support of agriculture.

**Food industry is represented by 16 branches: meat processing, milk processing, bakery, fat and oil, flour-grinding, fruit conservation, confectionary, beverage production, sugar, salt, prepared feeds for animals, spirits, alcoholic beverage, brewing, tobacco, other food products.**

## The largest companies in the agro-industrial complex:





## SMALL AND MEDIUM-SIZED ENTREPRENEURSHIP

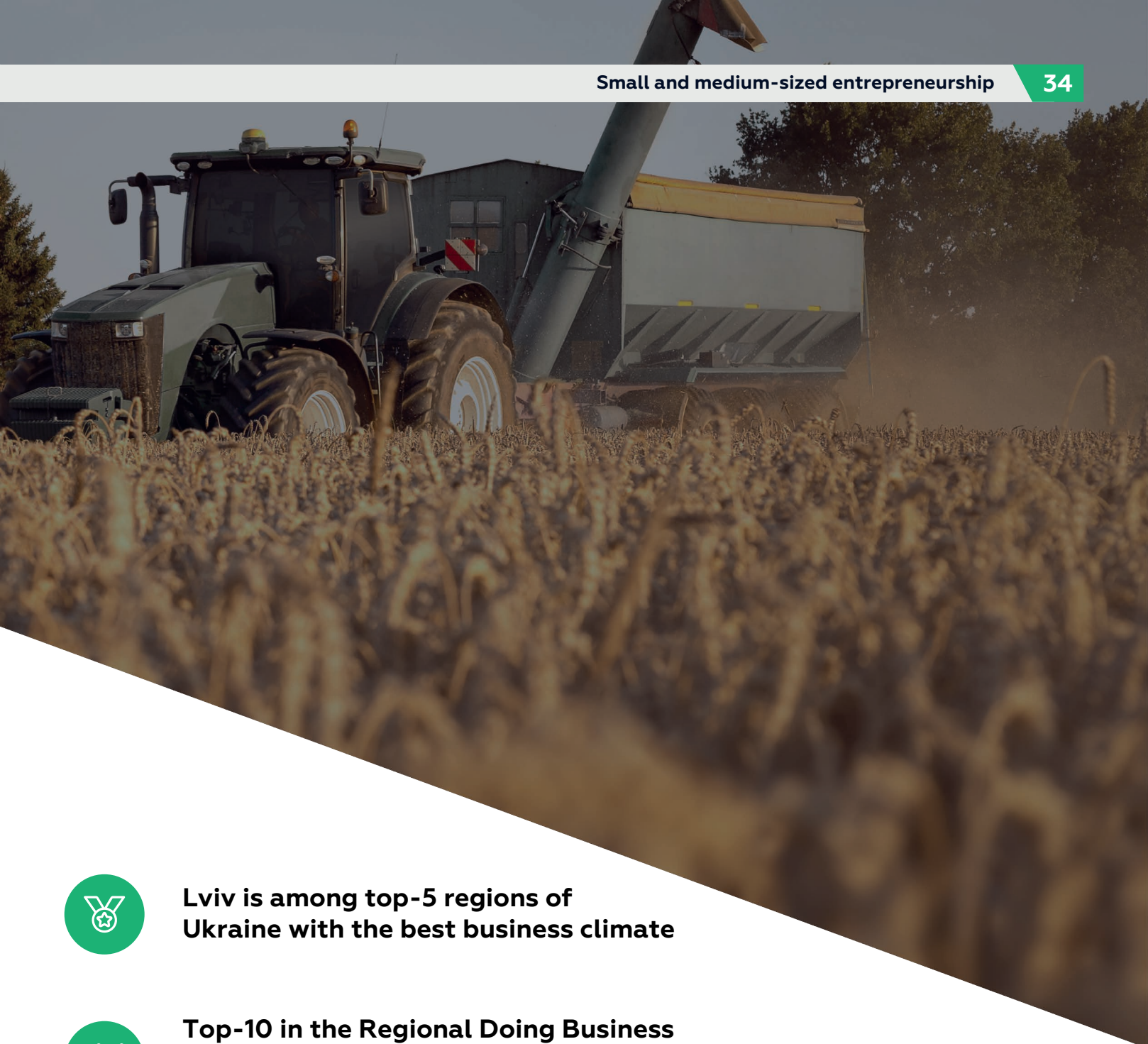
---

Development of entrepreneurship, creation of a well-developed business environment that unblocks local economic initiatives, activates business processes and entrepreneurial progress constitutes an integral component of economic growth processes activation at the regional level.

**The economy of Lviv region is service-oriented – the share of services exceed 60% in the structure of the gross regional product. The leading role in the real sector of the region is played by the processing industry.**

# 2,58 bln USD

## Retail trade turnover



**Lviv is among top-5 regions of Ukraine with the best business climate**



**Top-10 in the Regional Doing Business ranking, compiled in 2020 by the Better Regulation Delivery Office (BRDO)**



**A wide spectrum of services in the administrative service provision centrest**

Lviv region takes the leading place in Ukraine in food production. Over 32% of all the industrial products of the region are food, beverages, and tobacco.

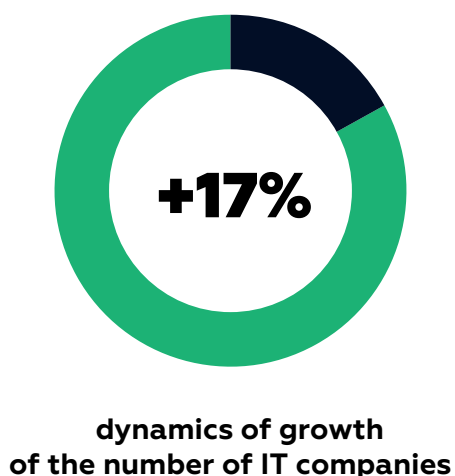
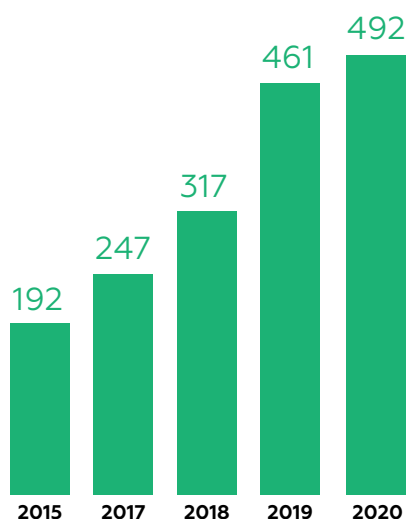
In the food industry already 35% of companies have introduced the HACCP system that ensures control at all the stages of production of food, as well as other international standards, this enabling them to enter external markets of the EU and the world.

# IT

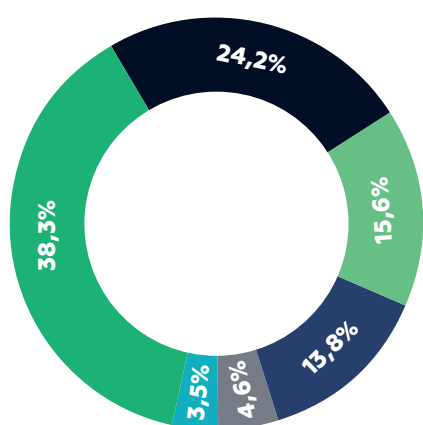
Lviv has taken the **2<sup>nd</sup> place** among **22** Ukrainian cities in the ranking of cities most comfortable for living for IT specialists according to DOU version.

## The number of IT companies in Lviv

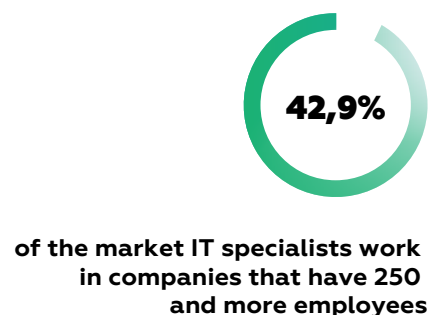
Over 2020 **78 new companies** were established in Lviv



The companies that have more than 400 employees in Lviv include SoftServe, EPAM, ELEKS, GlobalLogic, Intellias, N-iX

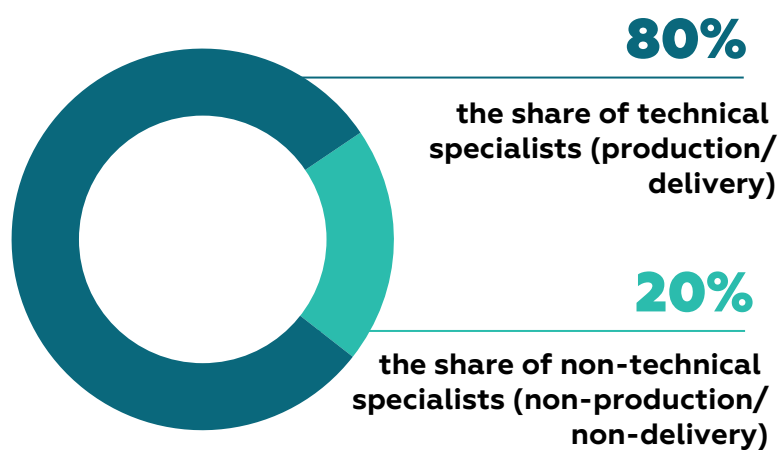
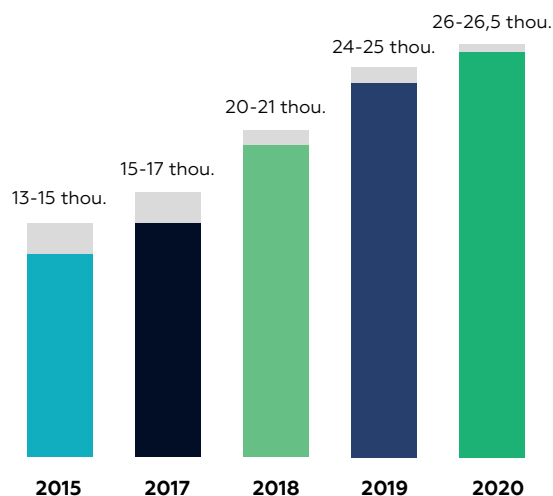


- Large+ companies (more than 400 employees)
- Large companies (from 251 to 400 employees)
- Medium-sized companies (from 101 to 250 employees)
- Small+ companies (from 51 to 100 employees)
- Small companies (from 11 to 50 employees)
- Micro-companies (under 10 employees)





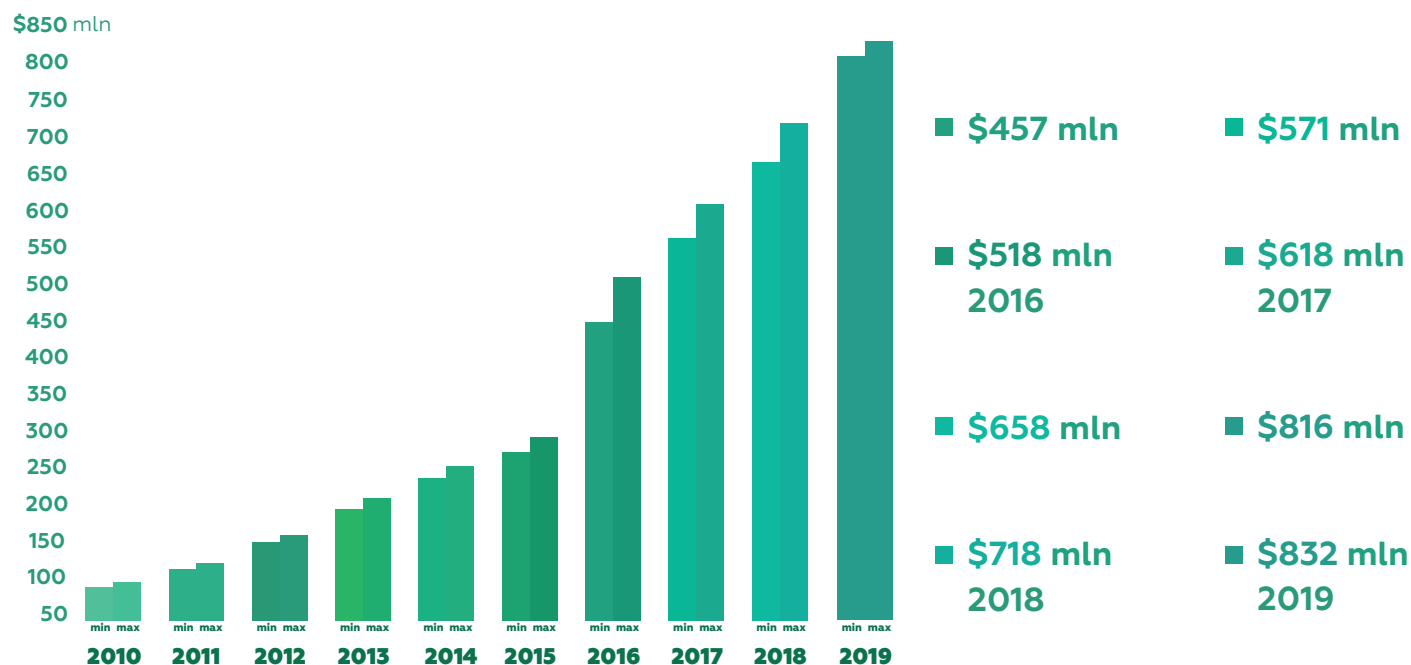
## Number of IT specialists in Lviv



IT specialists for  
1,000 residents  
in Lviv

## The dynamics of Lviv IT market turnover

\*Turnover of the IT market includes the sum total of all IT services and IT products of companies



## MINERAL AND RAW MATERIALS BASE

574 deposits (including 59 objects of complex deposit accounting) with 31 types of different fossil fuels are available in the territory of the region, of which 245 deposits (including 29 accounting objects) are in operation.

**43%**

raw materials for  
construction materials

**215 (including 8 complex) deposits,  
76 are developed, of which 5 are complex ones**

concrete raw materials, carbonate raw materials for lime burning, whole tile, glass, keramzit concrete, construction sands, gypsum, construction stone

**35%**

fuel energy group

**77 carbon deposits, 45 under development**  
oil, gas, condensate

**100 deposits, 10 under development**  
coal, lignite, bitumen, peat, sapropel

**17%**

underground waters

**87 deposits, 100 areas under development**  
drinking, technical, mineral, industrial underground waters

**5%**

others

Ozokerite, self-birth sulphur, potassium sulfuric salts



## Reserves of fossil fuels in Lviv region

Fossil fuels	Deposits (under development)	Commercial reserves (under development)
Oil and condensate, gas	77 (45)	10.8 mln. t (8.4 mln. t), 70.8 bln. m <sup>3</sup> (60.8 bln. m <sup>3</sup> )
Peat	75 (3)	146 mln. t (8.7 mln. t)
Coal	25 (9)	1 bln. t (304.5 mln. t)
Brick and tile raw materials	99 (28)	132 mln. m <sup>3</sup> (27 mln. m <sup>3</sup> )
Cement raw materials	5 (4)	304 mln. t (228 mln. t)
Carbonate raw materials for burning lime	12(4)	49 mln. t (13 mln. t)
Glass raw materials	4 (2)	30 mln. t (9,7 mln. t)
Construction stone	13 (5)	49 mln. m <sup>3</sup> (10 mln. m <sup>3</sup> )
Keramzit concrete raw materials	4 (1)	8.9 mln. m <sup>3</sup> (1 mln. m <sup>3</sup> )
Construction sand	49 (20)	138.5 mln. m <sup>3</sup> (91 mln. m <sup>3</sup> )
Sand and gravel mixture	19 (8)	78 mln. m <sup>3</sup> (12 mln. m <sup>3</sup> )
Drinking and technical underground waters	58 (65 areas)	1,284 thou. m <sup>3</sup> /d (838 thou. m <sup>3</sup> /d)
Mineral underground waters	29 (35 areas)	7,658 thou. m <sup>3</sup> /d (6.44 thou. m <sup>3</sup> /d)





## INDUSTRIAL PARKS



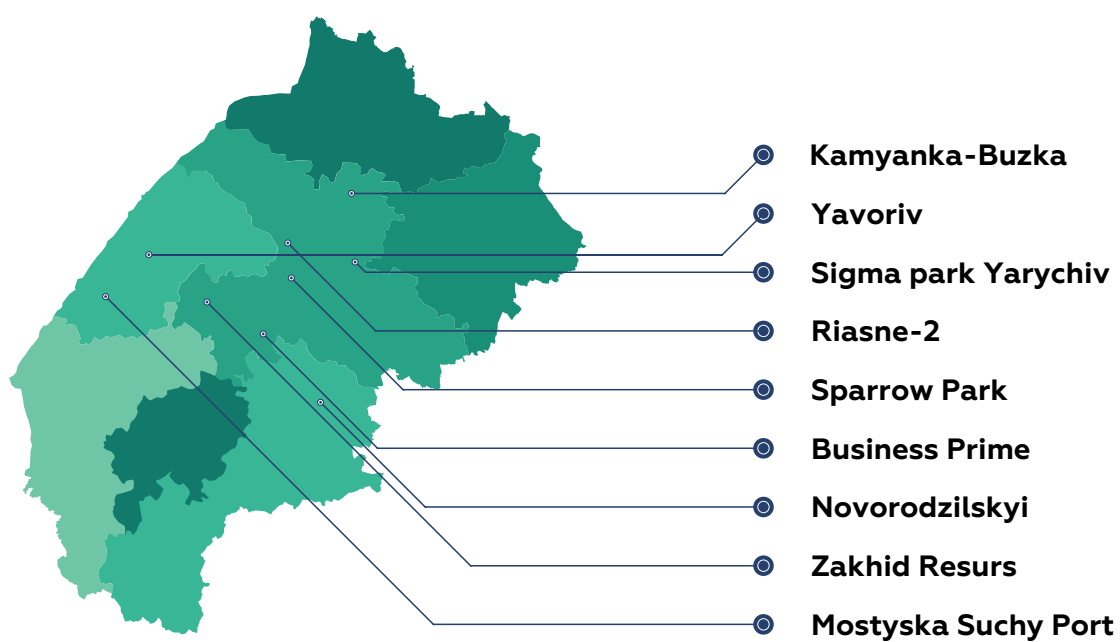
Industrial parks are registered in the territory of Lviv region, with the overall areas of **242 ha**

Name	Area	Location
Lviv Industrial Park «Riasne-2»	23,49 ha	The city of Lviv, within the industrial hub «Riasne-2»
Yavoriv Industrial park	40,00 ha	Yavoriv raion
Kamyanka-Buzka Industrial park	24,46 ha	The town of Kamyanka-Buzka
Industrial Park «Novorozdilskyi»	46,40 ha	The town of Novyi Rozdil
Industrial Park «SIGMA Park Yarychiv»	15,70 ha	The village of Staryi Yarychiv, Kamyanka-Buzka raion
Industrial Park «Zakhid Resurs»	20,76 ha	The town of Horodok
Industrial Park «Business Prime»	17,50 ha	The village of Ternopil, Trostyanets Territorial Community, Stryi district
Industrial Park «Sparrow Park Lviv»	18,80 ha	The city of Lviv (within the industrial area «Syhnivka»)
Industrial Park «Mostyska Suchy Port»	34,51 ha	The town of Mostyska





## The map of industrial parks



# FOREIGN DIRECT INVESTMENT

**\$ 1.7 billion in foreign direct investment**, as of 31.03.21. Only for the first quarter of 2021 - + \$ 100.8 million increase

**Leaders in investing in Lviv region are EU member states - 82% of direct foreign investment:**



**Cyprus**

**601,1** mln USD



**Poland**

**263,3** mln USD



**Germany**

**86,5** mln USD



**the Netherlands**

**88,2** mln USD



**Switzerland**

**105,0** mln USD



**Denmark**

**45,8** mln USD

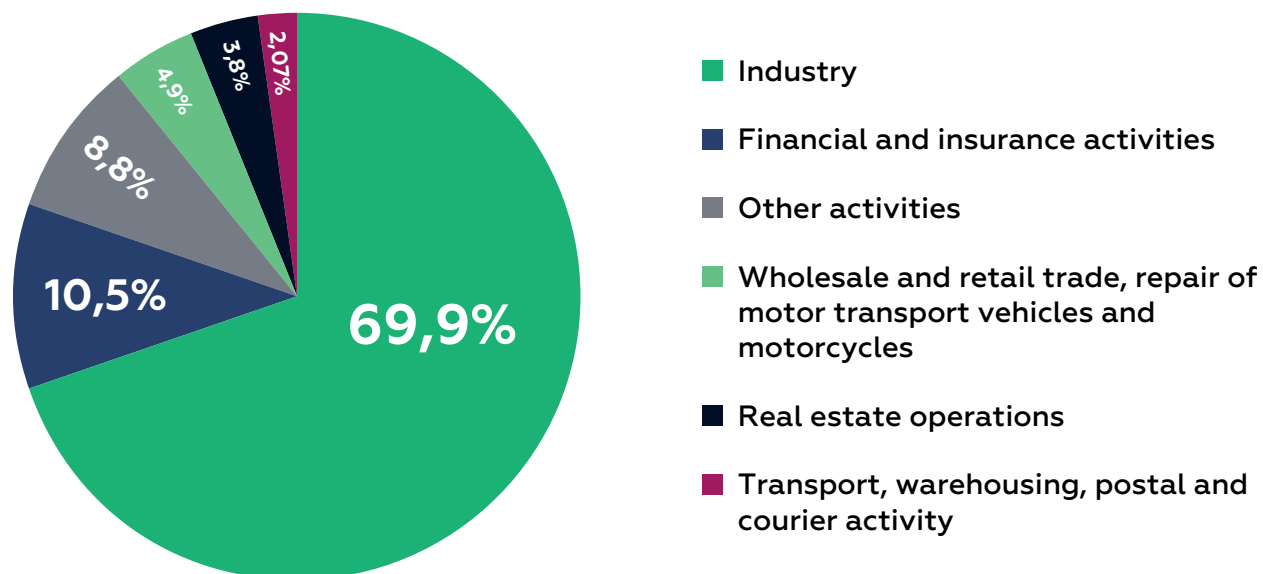


**Austria**

**36,6** mln USD



## The structure of foreign investment by the types of economic activity:

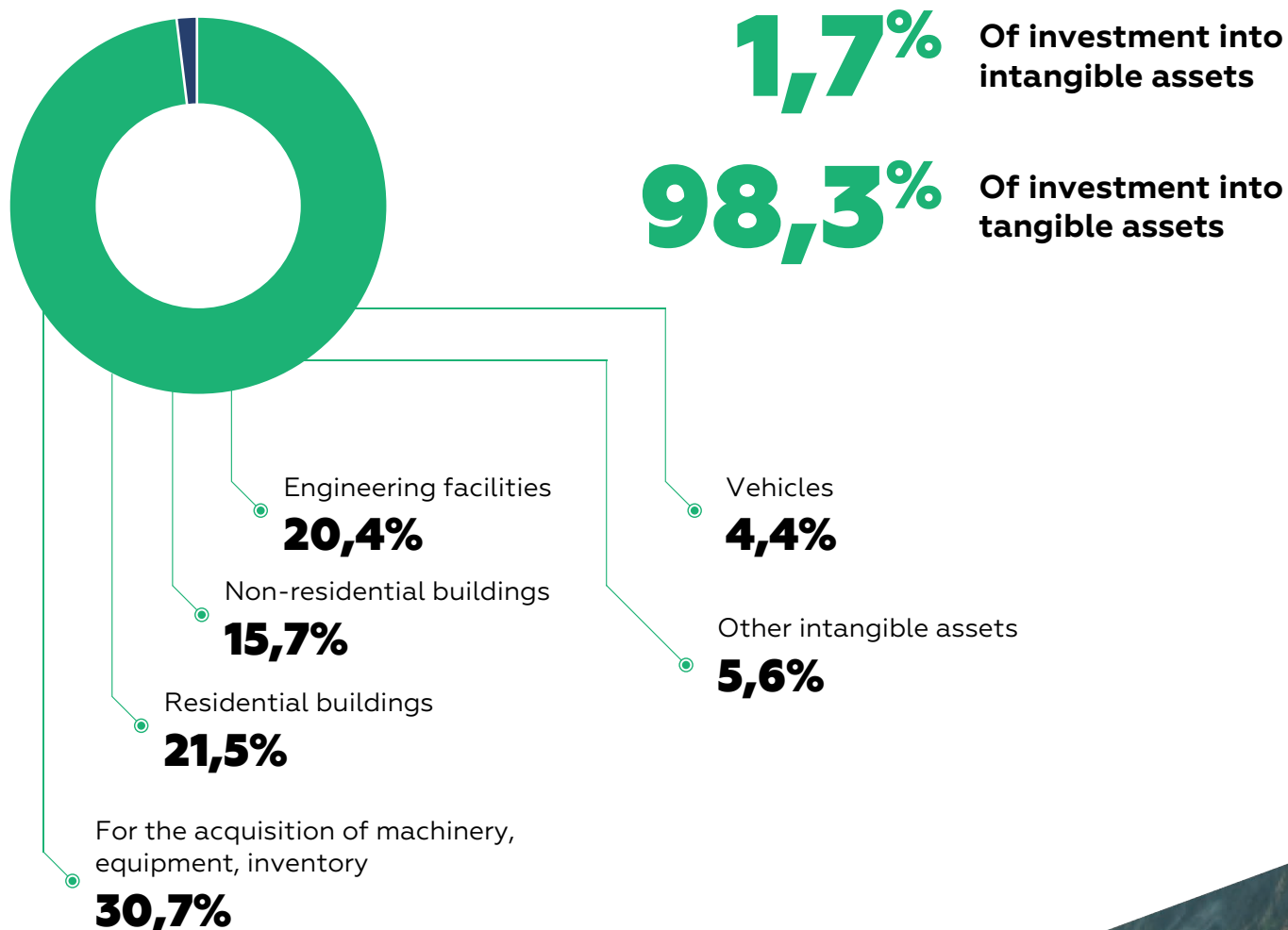


## CAPITAL INVESTMENT

# 590 mln \$

The amount of total capital investment over 2020

Distribution of capital investment by types of assets in 2020  
in % to the total



**Over one third of the volume of capital investment in 2020 was attracted into the industry – 222.6 mln USD of investment, or 37.0%.**

By the sectors of industrial activity, the largest amount was invested into electricity, gas, steam, and conditioned air supply companies (61,9 mln USD), companies producing food, beverages, and tobacco goods (51 mln USD), companies producing articles made of wood, paper production companies and polygraphic companies (32 mln USD), as well as engineering companies (21.9 mln USD).





# ACTIVITY OF COMPANIES

**In 2019 20.5 thousand enterprises – legal entities operated in the region. There were 81 enterprises per 10 thousand of residents (in Ukraine – 91 enterprises).**

The number of enterprise employees was 353.1 thousand people, including hired staff – 344,5 thousand people (5.7% of the number of employed and hired staff at the state enterprises).

## The core indicators of companies' activity by their sizes in 2019

Indicator	Total	Including enterprises			
		large	medium-sized	small	micro-enterprises
The number of companies, units	20486	29	1068	19389	16359
in % to the total number of companies	100	0,1	5,2	94,7	79,9
the number of companies per 10 thousand residents, units	81	0	4	77	65
the number of employed staff, thousand people	353,1	50	196,1	107	52,9
in % to the total number of employed staff	100	14,2	55,5	30,3	15
the number of hired employees, thousand people	344,6	50	196	98,6	45,2
in % to the total number of hired employees	100	14,5	56,9	28,6	13,1
the volume of output (goods, services) sold, bln. UAH	371,6	108,1	163,9	99,6	32,4
in % to the total volume of output (goods, services) sold	100	29,1	44,1	26,8	8,7

## The contribution of large, medium-sized and small enterprises into the total indicators of enterprises in percentage to the total



## The number of companies by types of economic activity in 2019

# 20 480

## The total of companies in Lviv region as of 2019

### 5 229 units

Wholesale and retail trade, motor car and motorcycle maintenance

### 847 units

Transport, warehousing economy, postal and courier activity

### 1 170 units

Activity in the field of administration and accesorial services

### 1 619 units

Professional, research and technical activity

### 930 units

Information and telecommunications

### 1 404 units

Agriculture, forest and fish economy

### 149 units

fFinancial and insurance activity

### 468 units

Health care and social assistance provision

### 797 units

Temporary accommodation and meals arrangement

### 129 units

Agriculture, forest and fish economy

### 164 units

Education

### 2 593 units

Operations with real estate

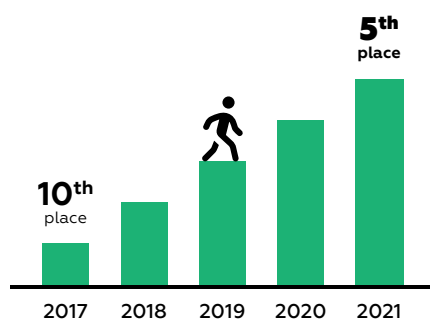
### 2 942 units

Industry

### 2 039 units

Construction

## FOREIGN ECONOMIC RELATIONS



Over the past 5 years Lviv region has moved from the 10<sup>th</sup> to the 5<sup>th</sup> place in the export ranking among the regions of Ukraine

# 169

Global countries-partners  
interact with Lviv region

# 49

Inter-regional  
cooperation agreements

# 1300

Exporters in different branches of  
the economy are present in Lviv region

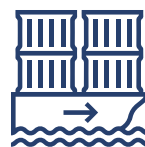


## Regional volume of foreign trade in goods in the first half of 2021



**1,3 bln \$**

Export



**2 bln \$**

Import

## The volume of foreign trade in goods by the countries of the world in 2020



**49,2 bln \$**

Export




**54,3 bln \$**

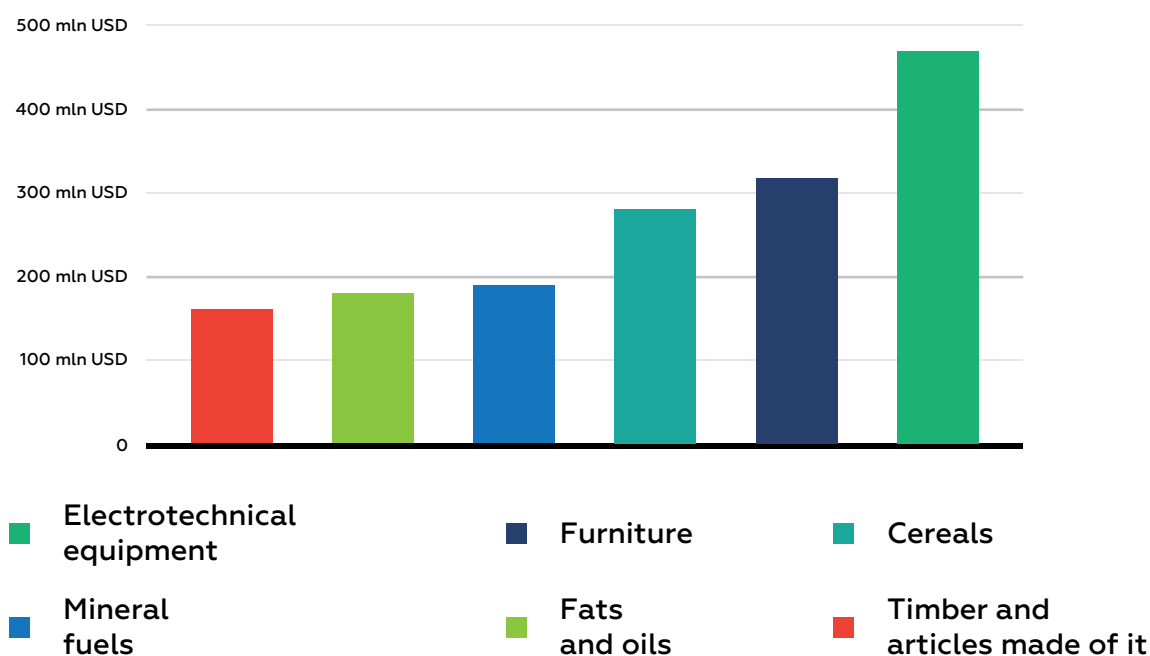
Import

In January - June 2021, the export of goods of enterprises Lviv region amounted to **1.3 billion US dollars**, which is **higher by 28.6%** compared from January to June 2020

## The largest shares of exported products from the total regional export:



## Among the goods Lviv region exported in 2021 prevailed:



Over 2020 the import of goods in Lviv region made **3 billion 445 mln USD**, which is **11.6% higher** as compared to 2019



## The most popular import goods in 2020 were:

• Electrotechnical equipment	(16,8 %)	<b>581 mln USD</b>
• Textile materials and textile articles	(13,3 %)	<b>460 mln USD</b>
• Non-precious metals and articles	(7,4 %)	<b>257 mln USD</b>
• Polymer materials, plastic and articles	(7,2 %)	<b>249 mln USD</b>

## The largest shares among the region's importers go to:

• Poland	(22,5 %)	<b>776 mln \$</b>
• Germany	(12,7 %)	<b>439 mln \$</b>
• China	(10,7 %)	<b>370 mln \$</b>
• Belarus	(7,7 %)	<b>266 mln \$</b>

## The «One-stop shop» mechanism

One of the important achievements of the customs reform has been introduction of the «One-stop shop» principle for international trade.

«One-stop shop» – is the mechanism of interaction between customs applicants, their representatives and other stakeholders with revenue and duty collection authorities, other state authorities, institutions and organizations authorized to exercise respective permission or controlling functions in relation to movement of goods, vehicles of commercial designation across the customs border of Ukraine, that ensures an opportunity for one-time submission of documents and/or data in an electronic format via the unified state information web-portal “One-Stop Shop for International Trade” for the sake of ensuring compliance with the requirements set for movement of goods, vehicles of commercial designation across the customs border of Ukraine.

This mechanism allows to ensure:

- 1 High-quality control over compliance with legislative requirements by companies
- 2 Efficient information exchange between the customs office, companies and state bodies
- 3 Counteracting corruption – minimizing offline communication during controlling procedure performance
- 4 Simplification of foreign economic activity

# Invest into Lviv region!

The investment promotion team of Lviv Regional State Administration Invest Policy Department deals with attraction of new investment into the region and support of all investment projects of Lviv region. Our goal is to attract investment in order to improve the business climate and to provide assistance to investors already working in the region in the expansion of their business. Development of the region via investment attraction is a priority, since it is the pre-condition for the welfare of each community and the region in general. We provide assistance not only to foreign investors, but to domestic investors accounting for almost 80% of the aggregate investment into the region as well.

## To come to know how to invest into Lviv region feel free to contact:

Invest Policy Department of Lviv Regional State Administration

☎ +38 (032) 261 20 40

📘 [fb.com/lvivinvestsmartly](https://fb.com/lvivinvestsmartly)

@ [investregionlviv@gmail.com](mailto:investregionlviv@gmail.com)

📍 The city of Lviv, 18 Volodymyr Vynnychenko St.

